

VETERINARY

Spring 2003 EXECUTIVE REPORT



The Stone Family Endowment – A Unique Way to Say “I Love You”



Since 1997, **Dr. Diana Stone, DVM**, a faculty member in the Washington State University Department of Veterinary Microbiology and Pathology, receives a birthday card from the WSU College of Veterinary Medicine. And so does her sister Linda, an anthropologist at WSU, as well as her sister Mary Ellen, a computer specialist who lives in Olympia, Wash. They each get one for Christmas too.



Has the WSU veterinary college started a new program to honor its alumni and their family members to boot? No. Is it because Diana, Linda, and Mary Ellen happen to be the daughters of **Ernest C. Stone**, dean emeritus of the WSU College of Veterinary Medicine from 1952 to 1961? Well – yes and no.

While actually sent from WSU, the cards are a unique way that the sisters give gifts to each other and their spouses. Instead of searching for the perfect gift each holiday, the family decided to take the portion they would spend on each other and send a gift to the Ernie and Margaret Stone Endowment, a fund they set up in 1997 to honor their parents. The cards are sent as remembrances.

“A few years after my parents died, we decided to set up an endowment in both their names and give money to it in lieu of buying each other presents,” Dr. Stone said.

“Buying gifts for each other doesn’t really help us a lot, so we think it is more fun to give to a good cause.”

When the endowment reaches \$25,000, the veterinary college will offer the funds as a scholarship to non-U.S. citizen graduate students in the Department of Veterinary Microbiology and Pathology (VMP).

The family’s dedication to WSU, education, and veterinary medicine has been long-standing. In total, Ernest, Margaret, Diana, Linda, Mary Ellen, and Mary Ellen’s husband, Tom Bradley, are all graduates of WSU.

The legacy began when Margaret and Ernest, more commonly known as Ernie, met as undergraduates at WSU, married, and began a family while Ernie was a student in the veterinary college during the ‘40s.

Later he became dean of the college and Diana, now an associate professor in VMP herself who specializes in public health, spent much of her early years in and out of the WSU



Dr. Ernest Stone, DVM, (middle) who helped found the veterinary college at West Pakistan Agricultural University in Lyallpur, Pakistan, with colleagues in the mid-‘60s

veterinary college throughout her father’s career there.

When Dr. Ernie Stone left his position as dean at WSU in 1962, he moved the family to Lyallpur, Pakistan, to develop the first veterinary program and college there.

“It really opened our eyes to the rest of the world,” Diana said. “I appreciated the opportunity to live in a country so different.”

The experience was so rewarding for her that she later spent two years in the Peace Corps in Thailand, and has also traveled extensively in Africa and Nepal.

But having been surrounded by veterinary medicine during her young life, and with great admiration for both her mother and father for their gumption and willingness to help foreign students enter veterinary college, Dr. Stone later returned to the United States and followed in her father’s footsteps to become a veterinarian.

Her sister, Linda, also returned to WSU to become a professor of cultural anthropology, and has spent much time in South Asia to research religion, kinship, and gender.

While it may be a few years before the fund can be distributed as a scholarship, there is a reason the Stone family may reach the goal faster. Dr. Stone’s niece, Julie Bradley, has also decided to contribute gifts to the endowment in her family’s name.

“It really makes getting through the Christmas season a lot easier,” Dr. Stone said, “and it feels good to give money for something that is much more productive.”

Mark your calendars for these upcoming events...

- April 4-5, 2003:** **Annual Conference for Veterinarians and Veterinary Technicians**, Pullman, WA. Contact Christina Rockett at (509) 335-7070 or crockett@vetmed.wsu.edu.
- April 5, 2003:** **Class of 1973 Reunion**, Dinner at the Holiday Inn Express, Pullman, WA. Contact Melanie Weller at (509) 335-4835 or weller@vetmed.wsu.edu.
- April 12, 2003:** **CVM Open House**, Pullman, WA. Please join us for activities and educational displays related to animals and veterinary medicine. Contact Barbara Robbins at (509) 335-1531 or brobbins@vetmed.wsu.edu.
- April 18, 2003:** **Annual Scholarship Awards Dessert**, CUB Ballroom. Contact Melanie Weller at (509) 335-4835 or weller@vetmed.wsu.edu.
- April 23-24, 2003:** **Golden/Diamond Graduate Reunion**, Class of 1953 and 1943, Pullman, WA. Contact Melanie Weller at (509) 335-4835 or weller@vetmed.wsu.edu.
- May 10, 2003:** **WSU Commencement**, Pullman, WA. Congratulations to our 2003 graduates! Contact Barbara Robbins at (509) 335-1531 or brobbins@vetmed.wsu.edu.
- June 22, 2003:** **Idaho Veterinary Medical Association Meeting**, Jackson Hole, WY.
Join us for an alumni reception. Contact Christina Rockett at (509) 335-7070 or crockett@vetmed.wsu.edu.
- July 19-23, 2003:** **American Veterinary Medical Association**, Denver, CO. Alumni reception will be hosted! Please join us! Contact Christina Rockett at (509) 335-7070 or crockett@vetmed.wsu.edu.
- August 9-13, 2003:** **Small Animal Endoscopy Workshop**, Pullman, WA. Presented by Dr. Todd Tams. Contact Christina Rockett at (509) 335-7070 or crockett@vetmed.wsu.edu for more details.
- August 22, 2003:** **White Coat Ceremony**, Pullman, WA. Join us for a memorable evening as we receive the freshman class of 2003 and present them with their first clinic coat. Contact Barbara Robbins at (509) 335-1531 or brobbins@vetmed.wsu.edu.
- September 26-28, 2003:** **WSVMA Meetings**, Yakima, WA. An alumni reception will be hosted Saturday, September 28, 5:30pm – 6:30pm.
- October 4, 2003:** **WSU vs. Arizona Homecoming Pre-game Event**, Pullman, WA. The WSU Veterinary College will host a pre-game event 2 hours before kickoff time when the Cougars take on the Arizona Wildcats. You won't want to miss it! Contact Christina Rockett at 335-7070 or crockett@vetmed.wsu.edu.
- October 3-4, 2003:** **Class Reunions**, Pullman, WA. Welcome back Class of 1993, 1983, & 1963. Please join us for a memorable reunion experience! Contact Melanie Weller at (509) 335-4835 or weller@vetmed.wsu.edu.
- November 8, 2003:** **WSU vs. UCLA Pre-game Event**, Pullman, WA. Contact Christina Rockett at 335-7070 or crockett@vetmed.wsu.edu.
- November 21-25, 2003:** **American Association of Equine Practitioners**, New Orleans, LA.
Alumni reception planned! Contact Christina Rockett at (509) 335-7070 or crockett@vetmed.wsu.edu.
-
- February 16-19, 2004:** **Western Veterinary Conference**, Las Vegas, NV. Alumni reception will be hosted! Contact Christina Rockett at (509) 335-7070 or crockett@vetmed.wsu.edu.
- April 2-3, 2004:** **Annual Conference for Veterinarians and Veterinary Technicians**. Contact Christina Rockett at (509) 335-7070 or crockett@vetmed.wsu.edu.

2003 Football Schedule

August 30 – WSU vs. Idaho in Seattle
 September 6 – WSU at Notre Dame
 September 13 – WSU at Colorado
 September 20 – WSU vs. New Mexico
 October 4 – WSU vs. Arizona

October 18 – WSU at Stanford
 October 25 – WSU vs. OSU
 November 1 – WSU at USC
 November 8 – WSU vs. UCLA
 November 15 – WSU vs. Arizona State
 November 22 – WSU at UW

Special Message: The College will host a pre-game event for the **Oct. 4 and Nov. 8 games only**. Please join in and share your **Cougar Pride**. Contact Christina Rockett at (509) 335-7070 for more details.

Go Cougs!



From the Dean...

Warwick Bayly, BVSc, Ph.D.

The recent decision of Oregon State University (OSU) to withdraw from the Washington-Oregon-Idaho Regional Veterinary Program presents the Washington State University College of Veterinary Medicine with a number of challenges and opportunities. In the short-term, the challenges are more compelling, although how we take advantage of the opportunities will likely be more important in the long run.

The most immediate issue deals with replacing the funds withdrawn by OSU. For the last five months, many people have been working hard to inform Washington legislators of the quality of the college's teaching programs and the many services that the college provides to the state and region's citizens. Considering the services provided by the Washington Animal Disease Diagnostic Laboratory (WADDL), the Veterinary Teaching Hospital, Field Disease Investigative Unit (FDIU), the Aquatic Animal Health Certification Program, as well as the work of the Safe Food Initiative, there are few citizens who don't benefit in some way from the college.

I'm very grateful for the support provided by the Washington State Veterinary Medical Association (WSVMA). Through the efforts of many members and its legislative advocate, Greg Hanon, many organized personal contacts with numerous representatives and senators have taken place. The college has also been ably assisted by Jim Zimmerman and the Washington Fish Growers Association; Jim Barfoot of Troutlodge, Inc.; Barrie Wilcox of Wilcox Farms; Dick Coon, Jr., and the Washington Cattlemen's Association; the Washington Farm Bureau; the Washington Grange; the Washington Fryer Commission; the Washington Dairy Federation; representatives of the Washington Department of Fish and Game; and most notably Drs. George Laramore and Denny Liggitt from the University of Washington. No doubt I've forgotten a few other key people as well, and I offer my apologies.

We are fortunate to have so many people who care and support the college. Without their commitment and efforts, we would have little chance of convincing the legislature of the necessity of replacing the funds being withdrawn by OSU, given the dire conditions of the Washington State budget.

April is a critical month in the legislative budget process, and the university and college will be working hard to keep lawmakers mindful of the contribution your College of Veterinary Medicine makes to the well-being of animals and people throughout the state. The replacement of the \$1.8 million (\$2.4 million if one also considers tuition paid by Oregon students) OSU contributes annually to the college's budget is the single most critical issue that the college has faced in the last 25 years. To all of you who have provided support and access during this issue, I offer a heartfelt "Thank You!" There is still a lot of work to be done. With a continued concerted effort and the recognition that many legislators are beginning to understand the value of the college's contribution to the state, I am very hopeful that the college's

budget will be maintained at its current level.

In other news, I am pleased to announce that WSU President V. Lane Rawlins has approved a proposal to name the small animal section of the Veterinary Teaching Hospital after Dr. Richard L. Ott. This area of the hospital is now known as the Richard L. Ott Small Animal Medical Center. Please note that the entire building which houses all units of the hospital will still be known as the Veterinary Teaching Hospital. Some of you may remember Dick Ott as a teacher or colleague and are aware of the great contributions he made to the clinical teaching program as a teacher and researcher, and also as chair of the department. Dr. Ott worked at WSU for more than 40 years, and at the time of his retirement had taught the majority of all WSU CVM graduates.

We plan to commemorate the naming of this part of the hospital during the 2003 WSU Annual Conference for Veterinarians and Veterinary Technicians, held April 4 and 5. The Ott family will be visiting the college then to participate in ceremonies that will also mark the completion of the fundraising that was needed to create the Dr. Richard L. Ott Chair in Small Animal Medicine and Research.

Please join us for the ceremony and the conference!

Warwick Bayly, Dean
College of Veterinary Medicine
Washington State University
Pullman, WA 99164-7010
509-335-9515
509-335-0160 (FAX)
wmb@vetmed.wsu.edu



*Dr. Rod Bagley,
 Director of
 Continuing
 Education*

*Christina Rockett,
 Conference Manager
 with her dog, Rosie*



Continuing Education at WSU's College of Veterinary Medicine...

Part of our college's mission is to provide quality education programs for graduate veterinarians, veterinary technicians, and the general public.

A main focus of this mission is performed through various continuing education presentations, including the Annual Conference for Veterinarians and Veterinary Technicians in April. Additional programs are also offered throughout the year, both on and off the WSU campus, along with a number of online courses for both veterinarians and animal owners.

If you would like more information regarding continuing education programs, please visit our Web site at: <http://www.vetmed.wsu.edu/ce/> or contact Christina Rockett at 509-335-7070, fax 509-335-4840, or e-mail at rockett@vetmed.wsu.edu.

Recent Honors, Awards, and Activities...

2002 Wescott Clinical Scholars

The recipients of 2002's awards were selected by the senior class for their excellence in teaching during the fourth year of the veterinary curriculum. The recipients are Drs.:

Veterinary Clinical Sciences

George Barrington – Assistant Professor of Food Animal Medicine and Surgery

Lynne Nelson – Assistant Professor of Veterinary Cardiology

Coby Richter – Instructor of Large Animal Surgery

Graham Swinney – Instructor of Small Animal Medicine

Ahmed Tibary – Associate Professor of Theriogenology

Veterinary and Comparative Anatomy, Pharmacology and Physiology

Patricia Talcott – Associate Professor of Veterinary Toxicology

2002 Newbery Teaching Scholars

The recipients of 2002's awards were selected by the senior class for their excellence in teaching during the first 3 years of the veterinary curriculum. The award goes to faculty who, according to the CVM's standardized student evaluation, score in the top 20th percentile of the college on the query "Rate the Instructor." The recipients are Drs.:

Veterinary Clinical Science

Rodney Bagley – Professor of Veterinary Neurology/Neurosurgery

George Barrington – Assistant Professor of Food Animal Medicine and Surgery

Steven Parish – Professor of Large Animal Internal Medicine

Debra Sellon – Associate Professor of Equine Medicine

Russell Tucker – Associate Professor and Chief of Veterinary Radiology

Jane Wardrop – Associate Professor and Chief of Veterinary Clinical Pathology

Veterinary and Comparative Anatomy, Pharmacology and Physiology

Gilbert Burns – Associate Dean of Academic and Student Affairs/
Professor of Veterinary Anatomy

Patricia Talcott – Associate Professor of Veterinary Toxicology

Cesario Zamora – Professor of Veterinary Anatomy

Veterinary Microbiology and Pathology

Stephen Hines – Professor of Veterinary Pathology

Diana Stone – Associate Professor of Veterinary Pathology and Public Health

Washington Animal Disease Diagnostic Laboratory

Charles Leathers – Professor of Veterinary Pathology



Paul L. Johnson, instructional laboratory supervisor for the Veterinary and Comparative Anatomy, Pharmacology and Physiology Department, received WSU's 2nd **Science Libraries' Service Award** in 2002. Since 1987, Johnson has worked closely

with Libraries' faculty and staff in salvaging numerous water-damaged books and journals from WSU Libraries, using a freeze-drying process. The Science Libraries Service Award is awarded to a WSU faculty or staff member who has made outstanding, long-term contributions to the Science Libraries.




Dr. Harmon Rogers received the **Washington State Veterinary Medical Association (WSVMA) Veterinarian of the Year Award**.

Dr. Rogers is well known among national veterinary leadership, having spent his entire career in service of society, animal health care, and the veterinary profession. He currently serves as hospital director

for the Washington State University College of Veterinary Medicine Veterinary Teaching Hospital, after a long career in private practice. He is a diplomate of the American Board of Veterinary Practitioners, past president of the WSVMA, a former member of the Washington State Veterinary Board of Governors, and has served six years on the AVMA Executive Board. Dr. Rogers was presented with the award at the 2002 WSVMA Conference in Yakima on September 29.

The WSVMA Veterinarian of the Year Award recipient must show remarkable achievement in professional service, community service, and fields other than veterinary medicine.



Dr. Erik Stauber received the **Washington State University Faculty Member of the Year Award** from the

Washington State Veterinary Medical Association (WSVMA). Dr. Erik Stauber is known throughout the Pacific Northwest and internationally for his devotion to zoological medicine, especially birds of prey. Dr. Stauber has trained some 2,500 veterinary students

over the years as head of WSU's Zoological Animal Services section of the WSU Veterinary Teaching Hospital, and has developed the region's most definitive wildlife and raptor care and rehabilitation service. Dr. Stauber received the award at the 2002 WSVMA Conference in Yakima on September 29.

The award is given annually to the association member recognized for providing outstanding service to society and the profession in their role as a WSU faculty member.



Dr. Clive Gay, professor and chief of the Field Disease Investigation Unit (FDIU) and head of Production Medicine, was the recipient of the **2002 Pfizer Award for Excellence in Research** at Washington State University. Through his leadership of the FDIU, Dr. Gay has provided solutions for many important livestock diseases. These solutions are the result of Dr. Gay's efforts in connecting on-farm disease investigations with the research laboratory.



Dr. Borje Gustafsson, dean emeritus of the Washington State University College of Veterinary Medicine from 1989 to 1998, received the "**Peter Hernquist**" **Gold Medal of the Swedish Veterinary Association** in November. The medal, named after the famous founder of the School of Veterinary Medicine in Sweden, is considered one of the finest and rarest in the profession there.

Since its inception in 1898, it has been given to only 43 individuals.

Dr. Gustafsson was chosen for this award "for being an outstanding ambassador for Swedish veterinary medicine in the United States and in the world." He was also praised for maintaining close contacts with Swedish colleagues, for promoting cooperation and exchange with U.S. scientists, and for providing advice on veterinary issues to those who practice veterinary medicine in Sweden. Dr. Gustafsson, now a faculty member of the University of Illinois' veterinary program, was also elected as a foreign member of the Royal Swedish Academy of Agriculture in 1997.

Drs. George Barrington, Bill Davis, and John Gay, and resident **Andrew Allen**, have been involved in epidemiology and immune response research that may soon lead to the development of improved tests and a vaccine for **Johne's Disease**, a major disease problem throughout Washington and the United States. Drs. Davis and Gay served on the **National Academy Board on Agriculture** committee to review the current status of knowledge of the disease and control measures. The board recently released a report that contains specific recommendations that should be implemented to control spread of the disease.



(l to r) Andrew Allen, Dr. Gay, Dr. Barrington, and Dr. Davis

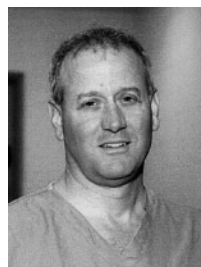


Dr. Guy Palmer, a professor of microbiology and pathology, was recently chosen as one of 40 leading scientists from around the world to attend the "**Welcome Trust Animal Health in the Developing World Initiative**" conference. The workshop is designed to set the Trust's agenda and priorities, and that of many other international funding agencies, for funding animal disease research in developing countries for the next decade.



Dr. Debra Sellon, an associate professor of equine medicine at WSU, was recently elected to serve on the **2002-2003 American College of Veterinary Internal Medicine (ACVIM) Board of Regents as President of Large Animal Internal Medicine**. Her primary research interests are in the fields of infectious disease, hematology, and pain management. The ACVIM is the American

Veterinary Medical Association-sanctioned governing and certifying organization for specialists in veterinary cardiology, large animal internal medicine, small animal internal medicine, neurology and oncology. The ACVIM was founded in 1972 and currently has 1326 diplomates.



Dr. Robert K. Schneider, a professor and chief of large animal surgery at WSU, was elected to serve as **Chair of the American College of Veterinary Surgeons (ACVS) Board of Regents for 2002-2003**. His clinical specialty is equine orthopedic surgery at the WSU veterinary teaching hospital.

The ACVS is an American Veterinary Medical Association specialty board that sets standards for advanced professionalism in veterinary surgery, promotes advancements in veterinary surgery, and offers surgical educational programs. The ACVS was founded in 1965 and currently includes 978 diplomates.



Dr. Robert E. Armstrong, WSU alumnus ('64), veteran of the Marine Corps, Air Force, and the Houston Health Department, is also the author of the recently released book, "**Index of Suspicion**." As a veterinarian and public health specialist, Dr. Armstrong relates his personal experiences through his fictional character, Dr. Duncan MacDonell, DVM. As director of the Houston Bureau of Animal Regulation and Care, this character

finds himself in a political, criminal and homicidal thrill ride – all involving animal welfare, infectious diseases, public safety, and risks to himself and his family.

While in the Air Force Medical Service, Dr. Armstrong taught hospital commanders the medical aspects of nuclear, biological and chemical warfare. He has also authored the book, "CANIS," and is currently retired with his wife, Nita, in Kingwood, Texas. His books can be found online at Amazon.com.

Navajo Nation Veterinarian Aids WSU Scrapie Test

The thought came to him after a dusty, miserable day of examining sheep during a windstorm in the middle of Navajo territory last year.

After arriving home, **Scott Bender, DVM**, scrubbed the dirt and manure from his red, itchy eyes. When he looked up in the mirror, he was startled at how big and puffy his eyelids had gotten, and decided to take an antihistamine to relieve his discomfort. His appearance reminded him that the sheep had also looked puffy-eyed during his examinations.

And that's when it occurred to the '95 WSU veterinary alumnus to use the opposite – histamine eye-drops – not on himself, but on the sheep. That day, he had been performing eye examinations to detect a serious disease called scrapie. This fatal disease affects the brain and central nervous system in sheep and is similar to Mad Cow disease that affects cattle, and chronic wasting disease that affects deer and elk.

Researchers at the WSU College of Veterinary Medicine recently developed the test Dr. Bender used, which involves sampling the inner eyelid of sheep to detect the disease. Until this method was discovered, the only way to test for scrapie was to examine the brain of an animal after its death, or use a genetic test to find those sheep at highest risk.

Now, through the work of WSU and USDA researchers on the Pullman campus, the eyelid test allows producers and veterinarians to detect scrapie before animals even display symptoms of the disease.

Unfortunately, sheep do not have a lot of lymphoid tissue under the eyelid and can be difficult to reach, explained **Janet Alverson, DVM**, a veterinary medical officer for the USDA and current lead scientist on the scrapie project at WSU.

But with the use of Dr. Bender's histamine eye-drops that he developed after his observation in the bathroom, the eyelid tissue can be made to become temporarily inflamed – and thus easier to get a sample.

"I thought 'if I'm taking an antihistamine for this, and the sheep looked the same, would histamine make the tissue stand out?'" he said. After testing his theory, he found out that, "sure enough, it did."

Upon hearing of Dr. Bender's development, WSU researchers flew him to Pullman from Chinle, Arizona, where he practices as one of only three veterinarians for the Navajo Nation – an area of the "Four Corners" region of Arizona, New Mexico, Utah and Colorado that covers over 18 million acres. There he showed the scrapie investigators how to use the technique.

"The eye drops make sampling the tissue so much easier that we are hoping to incorporate it in the standard practice for the test," Dr. Alverson said. The finding is currently being included in WSU's research, and the technique will soon be published.

Coming up with alternative ways to deal with animal problems is nothing new to Dr. Bender, especially in a town like Chinle, a place where he has regularly seen cows use the sidewalks. He says in his practice as a large and small animal veterinarian, as well as the wildlife and zoo animal veterinarian for the Navajo Nation, he has to improvise practically on a daily basis.

There he handles an enormous workload, and treats everything from sheep, horses, cattle, goats, dogs and cats to wildlife such as elk and cougars. Periodically, he even gets to clean the teeth of a 19-year-old bear at the Navajo Nation Zoo and Botanical Park, the only tribal-run zoo in the United States.



Dr. Scott Bender, DVM, (left) performs scrapie test with WSU researchers

"There are 250,000 people that live on the reservation and currently only three vets to cover them," he said. "But even at our full staffing of four veterinarians, it can be a little daunting at times."

That is an understatement when considering that the veterinarians, including Dr. Joseph Bahe, a Navajo tribal member and '87 WSU alumnus, are divided among four clinics in the Navajo Nation Veterinary program, with a total annual budget of only \$148,000.

"We have to work with what we have," Dr. Bender said. "If we don't have it, we can't use it." At his clinic, that includes the lack of an x-ray machine, which a veterinary student intern ruined a few years back.

"We provide the best service we can, but if you are impatient, you are not going to like us," he said.

Another conspicuous difference between most practices and Bender's is the lack of a schedule. "We don't have appointments...they just don't work (culturally)," he said laughing. "The time you show up is when your appointment is."

Despite the lack of resources, Dr. Bender has managed to develop a vaccine for pigeon fever, which causes abscesses in horses, and has developed ways to deal with several outbreaks of canine distemper and type-C botulism in horses. He also is helping to develop an oral rabies vaccine, and is working to prevent chronic wasting disease that could affect wildlife there.

The dedicated veterinarian has also helped put together an emergency response plan for foreign animal diseases after an outbreak of foot-and-mouth disease in Great Britain occurred, and consulted with other tribes about it as well, including the Yakima and Umatilla tribes in the Northwest.

In other projects, Dr. Bender monitors animals and even traps mosquitoes for West Nile virus, conducts DNA testing on desert bighorn sheep, and places microchips in horses and wildlife because rustling still occasionally occurs in that area.

"The great part about being a wildlife veterinarian is that I can go hunting twelve months out of the year," he said. "And when I am done, the animal gets to run off."

While tending to the needs of the animals, Dr. Bender has also learned to tend to the cultural needs of the people that come to him. For instance, culture plays a great role in some of the cases he treats. Animals, such as dogs and coyotes, carry religious significance to the



From the Director of Veterinary Development and External Relations...

Norma Fuentes


I am delighted to announce the completion of an endowment named after one of the most beloved veterinarians, educators, and colleagues of the WSU College of Veterinary Medicine, Dr. Richard L. Ott.

Dr. Ott, '45, returned to WSU in 1949 to head the Small Animal Clinic in the Veterinary Teaching Hospital. For more than four decades he instructed veterinary students, and was the chair of what is now the Department of Veterinary Clinical Sciences from 1955 to 1973. During his tenure, he focused on animal disease research, for which he also received international recognition for his work on canine distemper and feline leukemia. Dr. Ott touched the college in many ways and was also the associate dean for Public Programs from 1973 until his retirement in 1983.

To honor his extraordinary legacy, the **Richard L. Ott Endowed Chair in Small Animal Medicine** was established. Our goal was to fund the chair with a \$1.5 million endowment – a goal just recently met thanks to many generous donors and, of course, the Ott Family. It is with utmost pleasure that I announce that the endowment is now fulfilled. The chair will provide the college with an opportunity to hire and retain a professor of national prominence. Specifically, the individual chosen will

have recognized expertise in the area of small animal medicine and research, as did Dr. Ott.

I would like to thank the fundraising committee; our donors, faculty, students, volunteers and staff; and our visionary college leadership for having the foresight to set and attain such a formidable goal. A special recognition will be hosted during our Annual Conference beginning on April 4 to commemorate the completion of the endowment. Please join Dean Warwick Bayly and I for this wonderful celebration.



*Dr. Dick Ott
a.k.a. "King Richard"*

**Norma Fuentes, Director
Veterinary Development and External Relations
Washington State University
College of Veterinary Medicine
P.O. Box 647010
Pullman, WA 99164-7010
Phone: 509-335-3913; Fax: 509-335-2132
Email: fuentes@vetmed.wsu.edu**

Visiting Practitioner Program

Ever wanted a chance to be a university clinician?

If so, the **WSU Visiting Practitioner Program** may be a great opportunity. The private practitioner is a highly respected colleague of WSU and an important member of our instructional team. The advice and experience of contemporary practitioners is invaluable to us in the education of our students and in shaping our curriculum. This program is designed to give practicing veterinarians a chance to experience life at a university teaching hospital, help teach and meet upcoming graduates, and enhance working relationship with university clinicians.

The visiting practitioner program provides veterinarians with a one-day opportunity to be instructor clinicians in the Small Animal Community Practice section or Large Animal sections of the Veterinary Teaching Hospital. While visiting, interested practitioners will have the opportunity to get acquainted with students and contribute to their education by sharing their personal experiences with similar cases, practice tips, and advice. The day begins with a brief orientation to the service area, and visiting practitioners will get a copy of the hospital's daily receiving plan from a designated member of the faculty or hospital staff. Practitioners will then be able to participate in rounds dealing directly with outpatient services, work with senior students, and receive routine appointments in the Veterinary Teaching Hospital. Visiting practitioners can also meet with the hospital director or department chair.

For those interested in the program, contact Connie Sakamoto in the department of Veterinary Clinical Sciences at 509-335-0779 or by email at cmf@vetmed.wsu.edu.

The teaching hospital schedule can accommodate one visiting practitioner per week, so arrangements need to be made at least two weeks in advance of a proposed visit. Practitioners can also arrange an additional day or more with a faculty specialist of their choice.

Participants will receive a letter confirming the date of their planned visit to campus, as well as a map, parking permit, and instructions that include a protocol for the chosen service, and any other information pertinent to their visit. Veterinarians can also repeat their participation in the VPP program as often as they like.

This opportunity is free of charge, but visiting practitioners are welcome to donate to the Veterinary Clinical Sciences Development Fund to help support these activities and excellence in WSU clinical training programs.

The students, staff, and faculty at Washington State University invite you to give this excellent program a try. We hope you will take advantage of this special program and come visit your colleagues and friends at Washington State University!



"The Caring Call" at WSU

New Faces...

Veterinary Clinical Sciences



Dr. Rowland Cobbold, PhD
Assistant Professor – Field Epidemiology

Dr. Cobbold earned a Bachelor of Veterinary Science degree at the University of Queensland, Australia. After five years in mixed animal practice within Australia and the United Kingdom, he completed a PhD in microbiology in 2001 through a joint program between the University of Queensland and the Commonwealth Scientific and Industrial Research Organization. He joined the faculty at WSU in 2002, and conducts research within the Field Disease Investigation Unit. His research interests include veterinary microbiology, bacterial pathogenesis, public health, zoonoses, food safety, and enteric pathogens. Current research focuses on *E. coli* O157:H7 and other Shiga-toxigenic *E. coli*, non-typhoid *Salmonella* of public health importance, and anti-microbial resistance as applied to food-borne bacteria.

Washington Animal Disease Investigative Unit



Dr. Tawfik Aboellail, BVSc, MVSc, PhD
Clinical instructor - Diagnostic pathology

Dr. Aboellail earned his bachelor and master degrees in veterinary sciences from Cairo University, Egypt, and finished his PhD at South Dakota State University in a Joint program between the two universities. He finished his residency in veterinary anatomic pathology in three years at Kansas State University and is eligible to sit for his board examination in September 2003. Dr. Aboellail's research has focused on pathology of food animals, with special emphasis on the pathology of perinatal diseases in cattle, water buffalo, and dromedary camels. His specialty is Bovine viral diarrhea virus (BVDV) infection in these species, where he and a collaborative team in Egypt and the U.S. isolated, typed, and described pathologic changes associated with BVDV infection in dromedary camels for the first time. Dr. Aboellail has been teaching veterinary pathology to both undergraduate and graduate students for twelve years in the U.S. and abroad.



Dr. Kevin Snekvik, DVM, PhD
Clinical Instructor- Pathology

Dr. Snekvik earned his DVM degree from Washington State University in 1994. Following a year in small animal clinical practice, he returned to WSU for a combined PhD program and residency in anatomic pathology. Upon completion of his program in the fall of 2002, Dr. Snekvik joined the Washington Animal Disease Diagnostic Laboratory as a clinical instructor, with primary duties in diagnostic pathology along with veterinary student and resident training. His interests include comparative immunology, virology, and aquatic animal disease.

Veterinary Development and External Relations



Lisa Leonardo
Assistant Director of Development

Lisa Leonardo is the new Assistant Director of Development and External Relations. She earned a BS in Industrial Management from Carnegie Mellon University in Pittsburgh, Pennsylvania, where she played four years of intercollegiate volleyball. She also earned a Masters degree in Education, Organization and Leadership (Higher Education Admin.) in 1997 at the University of Illinois at Urbana-Champaign. She worked in corporate finance in Arlington, VA for five years before moving to the Palouse, and was hired in January 2003 by the WSU College of Veterinary Medicine.

Tenure...

Dr. Steve Simasko from the Department of Veterinary and Comparative Anatomy, Pharmacology and Physiology and **Dr. Timothy Baszler** from the Department of Veterinary Microbiology and Pathology were recently promoted to the rank of **Professor**.



Dr. Simasko



Dr. Baszler


Drs. Ahmed Tibary, Rance Sellon and Steven Martinez from the Department of Veterinary Clinical Sciences have been awarded tenure and promoted to **Associate Professor**.



Dr. Tibary



Dr. Sellon



Dr. Martinez

Join us for the 2003 WSU Veterinary College's Annual Conference!

Washington State University's College of Veterinary Medicine will host its 2003 Annual Conference for Veterinarians and Veterinary Technicians April 4 and 5.

A variety of courses for veterinarians will be offered over the two-day period, including horse nutrition and medicine, orthopedic problems of young dogs, herd and feed bio-security issues, dog and cat kidney concerns and urology, and other small animal – related topics. There will also be a John's Disease certification course and a wildlife rehabilitation program.

Courses for veterinary technicians include small animal wound and pain management, anesthesia monitoring, laboratory results analysis, surgical theater conduct, small animal transfusion medicine, neurological diseases, and other topics. These courses will consist of lectures and round-table discussions.

Conference participants will also have the opportunity to tour the WSU Veterinary Teaching Hospital.

Registration begins and the exhibit hall opens at 7:00 a.m. in the Compton Union Building Ballroom Friday, April 4. Lectures will continue throughout the day until 5:00 p.m. After the lectures conclude, guests are invited to enjoy a social hour and barbeque that evening.

Registration for Saturday's sessions begins at 7:30 a.m. in the CUB Ballroom, and lectures will continue throughout the day, concluding at 5:00 p.m.

The WSU conference is one of the longest running continuing education opportunities for veterinarians in the United States. Participants are invited to discuss current veterinary issues and interact with vendors of veterinary-related equipment and supplies.

Veterinarians and veterinary technicians can earn up to 12 continuing education credits at the WSU event. The State of Washington requires veterinarians to earn at least 30 continuing education credits every two years to maintain licensure in the state.

To register or obtain complete details about the conference, contact Christina Rockett at 509/335-7070 or crockett@vetmed.wsu.edu. To learn more about continuing education courses, including online courses, go to the WSU College of Veterinary Medicine web page at www.vetmed.wsu.edu/ce/.

WSU Veterinary College Hosts Wildlife Rehabilitation Symposium

Veterinarians, veterinary technicians, and the general public are invited to attend the Wildlife Rehabilitation Symposium during Washington State University's College of Veterinary Medicine's annual conference on April 5.

The symposium will begin with a discussion of West Nile Virus led by **Dr. Eric Stauber**, a professor of zoological and wildlife medicine at WSU. Other topics include shore bird rehabilitation, lead poisoning, anesthesia in wildlife, ecology and rehabilitation of bats, and emergency care of small wildlife.

The symposium will feature speakers from the Idaho Department of Fish and Game, Washington State University's Department of Veterinary Clinical Sciences, and the PAWS Wildlife Center.

Registration will begin Saturday, April 5, at 7:30 a.m. in the Compton Union Building on the second floor and costs \$40 per person. Lectures will begin at 8:30 a.m. and continue until 5:00 p.m.

For those who wish to attend the lectures, advanced registration is requested by March 23, or at the door the day of the symposium.

To obtain more information about the symposium, contact Christina Rockett at 509/335-7070 or crockett@vetmed.wsu.edu. A copy of the program can also be viewed online at www.vetmed.wsu.edu/pets/pet.htm.



Red-tailed hawk in Dr. Stauber's care

Navajo Nation *from page 6*

Navajo people and have rules regarding their handling. Livestock also plays an important role in their social structure and serves as a great source of pride for many.

"You have to find a balance...do the medicine as best you can, but tend to the traditions of the people as well," he said.

"Don't just read the book and think that that is what you are supposed to do," he said. "You have to be open to everything."

This is especially good advice for the ten to 12 students who intern with him each year.

"If you come to work with me, you are not just learning to be a veterinarian - you are learning culture as well," he said in a talk to WSU students that he gave during his weeklong stay at the college.

While not a glorious job, his students are able to get very involved with animals. "I call it immersion therapy," he said. "I do all the gross stuff they make you do in school, and students often get to work with animals they may never get to again in their career."

So to him, the experience is very rewarding and he encourages WSU veterinary students to come intern with him.

From the variety of people and animals to work with, to the variety of majestic places to go, including Monument Valley, the Grand Canyon, and ancient Anasazi ruins – the Navajo Nation is not a dull place.

"It's a living history there," he said. "Every day is an adventure...you never know what you will see."



“Team Effort” Honors Bustad and the Human-Animal Bond

This “Team Effort” statuette was sculpted by world-renowned artist, Larry Anderson, who also created “The Caring Call” statue that rests in front of the WSU College of Veterinary Medicine. The image depicts the human-animal bond pioneered by WSU College of Veterinary Medicine legend, Dr. Leo Bustad, a bond that emphasizes the positive effects that animals have on human health and development.

The image was commissioned by WSU Alumnus ('48) Dr. Bernard R. Pinckney, and was donated to the American Veterinary Medical Foundation (AVMF). A life-size bronze version of “Team Effort” was dedicated to Dr. Bustad in May at the grounds of the American Veterinary Medical Association headquarters in Schaumburg, Ill. “Team Effort” mockettes, as shown in the picture above, were also made and can be purchased through the AVMF.

Perpetual Pet Care Program...

The WSU College of Veterinary Medicine’s Perpetual Pet Care Program provides pet owners with a way to address the needs of their companion animals through a will provision. In the event of the pet owner’s death or incapacitation, the program arranges to place the orphaned pets in a caring and safe environment while providing for the pet’s needed medical care and nutrition.

Those who are interested in the program can enroll their own pets, or register to become a foster parent for an orphaned pet.

For more information contact Lynne Haley at (509) 335-5021 or lhaley@vetmed.wsu.edu or Norma Fuentes at (509) 335-3913 or fuentes@vetmed.wsu.edu.



Want to know more about our accomplishments or the college in general? Then check out our website at www.vetmed.wsu.edu or the university website at www.wsu.edu.



College of Veterinary Medicine
PO Box 647010
Pullman WA 99164-7010

www.vetmed.wsu.edu

Nonprofit Organization
U.S. Postage
PAID
Pullman, WA
Permit No. 1